

Woodstone Community Primary School

Heather Lane, Ravenstone, Leicestershire, LE67 2AH
Tel: 01530 519473 email: wpsoffice1@woodstone.leics.sch.uk

Headteacher: Mr P Mullins
Deputy Headteacher: Miss G Clement

Growing together, Learning forever

Friday 29th October 2021





Phonics Screen Check – Year Two

Dear Parents/Carers,

As mentioned in our latest class newsletter, the phonics screening check for Year One children across the country was cancelled last year due to the Covid restrictions which means our current Year Two children did not take the check in Year One. The Department for Education has made it statutory for schools to administer a phonics screening check to Year 2 pupils during this autumn term instead. Therefore, I would like to outline what the check is, how it will be administered and what you can do at home to support your child with their phonics.

What is the Phonics Screening Check?

The phonics screening checks are designed to confirm whether children have learnt sufficient phonic decoding and blending skills to an appropriate standard. The check is comprised of a list of 40 words which children are asked to read aloud. The list is a combination of 20 real words and 20 non-words which the children refer to as 'alien-words' or 'nonsense-words'. These non-words such as 'vap' and 'jound' are included in the check as they rely purely on using phonics for decoding. These words will contain a picture of an alien next to them as seen in the image below.

Practice sheet: Real words	Practice sheet: Pseudo words
in	ot 
at	vap 
beg	osk 
sum	ect 

When will the Phonics Screening Check take place?

Year Two children at Woodstone will complete the check the week beginning Monday 8th November while the children are still feeling refreshed from their half-term break and before the excitement/tiredness of Christmas begins! I will be administering the check with the children in our quiet room on a one-to-one basis. I will aim to complete the checks during the morning sessions and towards the beginning of the week. Every child will receive a certificate and sticker for their participation which will also inform you they have completed the check.

When will I receive my child's results?

After all the screening checks have taken place and the scores have been submitted to the local authority, we will inform you of your child's scores and whether they met the expected standard or not. The children who did not meet the expected standard will be given the opportunity to repeat the test in June 2022 when our current Year One children complete their statutory check.

How can I support my child at home?

- Practise reading the words on the lists attached which contain real and nonsense words.
- Encourage your child to decode nonsense words by saying each sound (not letter) in the word from left to right. Ask your child to repeat the sounds, getting faster until they are able to hear the word and blend the sounds together.
- Ask children to spot digraphs (two letters that make one sound for example, sh, th, ch) and trigraphs (three letters that make one sound for example, 'ear', 'igh', 'air') in words.
- Practise identifying the sound families (alternative spellings for the same sound) using the sounds mats available on the Year Two class page on the website. This is particularly useful when children are reading real words. For example, children need to know the 'ch' can sometimes make the 'sh' sound like in the word 'chef'. We encourage children to change the way they have said a sound, using their sound family knowledge, if the word doesn't sound quite right to them.
- Play on phonics games available on www.phonicsplay.co.uk
- Encourage your child to read as often as possible!

If you have any further queries about the phonics screening check, please do not hesitate to get in touch.

Kind regards,



K. Barnes

Phonics Screening Practice List

t

s

Real Words

chain

mixer

drift

slide

l

pound

queue

b

jazz

newt

fuzzy

clown

a

crept

thump

e

fuel

knock

h

stroke

author

feeling





















haystack

r

shortest

cabbage

Phonics Screening Practice List

Nonsense Alien Words			
yoop		lazz	
olf		quipe	
smeck		chirt	
jimp		scroy	
blies		faum	
blate		spreet	
dox		melp	
glisp		shound	
cripe		thoft	
jigh		frue	

Phonics Screening Practice List

t

s

Real Words

chain

mixer

drift

slide

pound

queue

jazz

newt

fuzzy

clown

crept

thump

fuel

knock

stroke

author

feeling

haystack

shortest

cabbage

b





















e

r

a

h

Phonics Screening Practice List

Nonsense Alien Words			
yoop		lazz	
olf		quipe	
smeck		chirt	
jimp		scroy	
blies		faum	
blate		spreet	
dox		melp	
glisp		shound	
cripe		thoft	
jigh		frue	

Phonics Screening Practice List

t

s

Real Words

zoo

coin

sight

photo

cloud

skate

whip

flute

oyster

straw

burger

first

text

graph

handshake

script

shelf

glass

drawing

haircut

b



















e

r

a

h

Phonics Screening Practice List

Nonsense Alien Words			
woid		shrop	
ump		quape	
proy		smizz	
yaup		blinch	
thisk		snoul	
phode		luft	
scund		whunkey	
froe		prinker	
spirl		thunk	
cobweeb		grelt	

Phase 5 Real and Nonsense Words

Can you spot which words are real and which are nonsense below?

Fill in your key with a different colour for real words and nonsense words then colour in the correct boxes below.

Key

Real Words

☐

Nonsense Words

☐


prate	paw	splome	zone
sir	zea	briem	resue
tied	delete	blue	mird
treat	felue	goel	strawm
donkey	raw	girl	lake

Phase 5 Real and Nonsense Words

Can you spot which words are real and which are nonsense below?

Fill in your key with a different colour for real words and nonsense words then colour in the correct boxes below.

Key

Real Words

☐

Nonsense Words

☐


paul	gaze	frew	raub
blied	vloe	glide	srake
chay	zirst	bone	splibe
chew	pound	zoy	jume
issue	whip	lesue	gloud