

Rainbow Challenges

Reception – these are just like the rainbow challenges we would do in our classroom. You have 5 days to try and complete these extra challenges. Remember to send us a picture – reception@woodstone.leics.sch.uk. Miss Pickering ☺

Red



I can practise
my zigzag
letters.

c, e, s, f

Purple




I can make a fish.

Orange

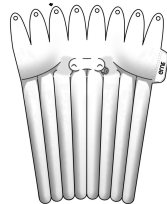
Cut and order
the numbers
from 0-20.
Remember
you could use
your number
line to help
you (see
below).

Cut and Stick Number Ordering (1-20)
Cut out the fish and stick them in the correct order.



Green

Colour in and
cut out the
template and
make yourself
a 3D octopus
(see below).




Blue

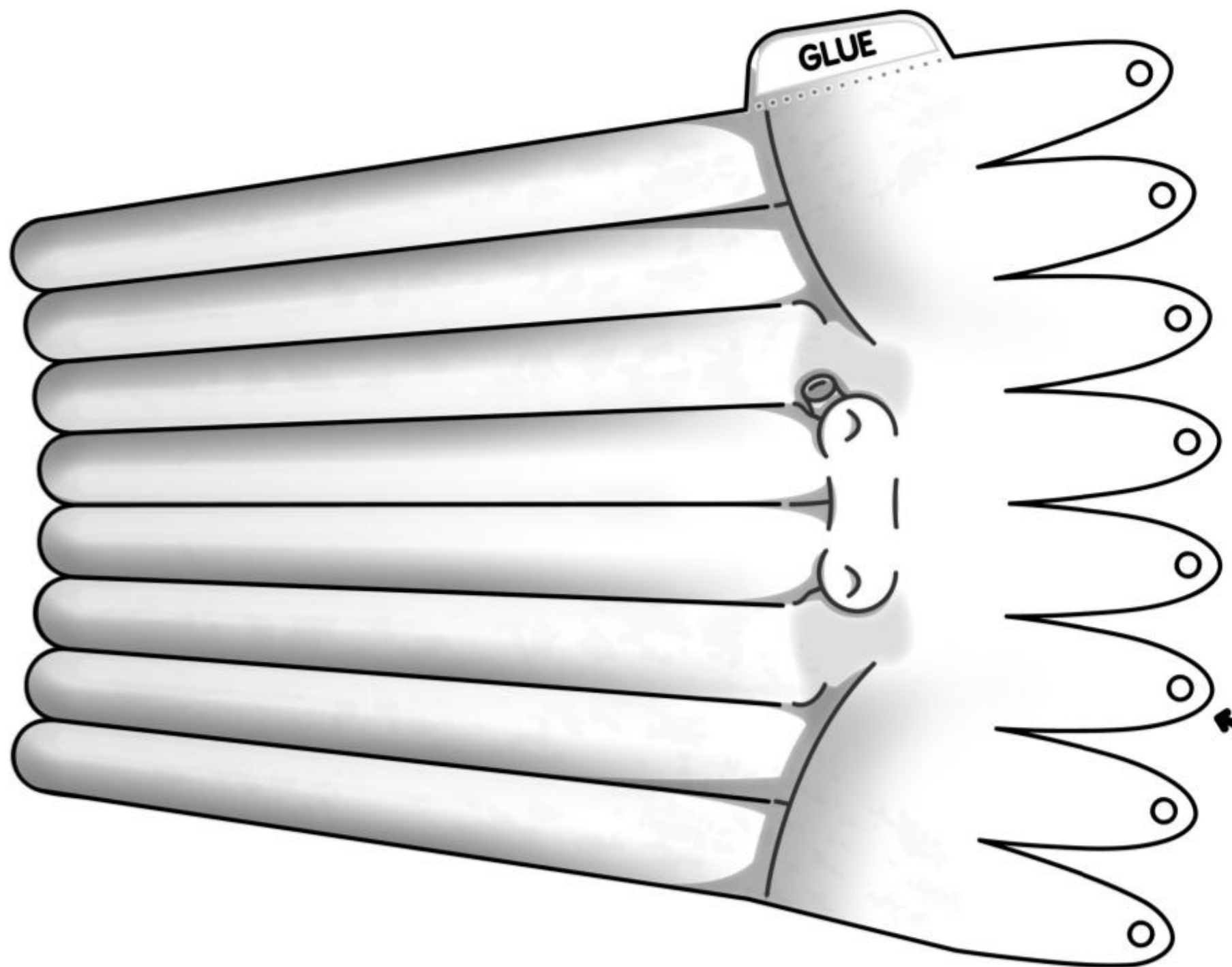
I can practice
my scissor
skills by
making a
shell for the
snail (See
below)



Cut and Stick Number Ordering (1-20)

Cut out the fish and stick them in the correct order.








Talking Together

Take your spiral to the next level and make a spiral dangler!



Take a paper plate or a circle of paper/card and draw your spiral. Cut directly on top of your spiral line from outside to the middle. Let your spiral dangle. Where will you put yours?
If you want to make it more special decorate your plate first!

