

Mathematics

- *Practise counting up from 0 to 20 and back down from 20 to 0.
- *Have a go at counting different actions - claps, hops, jumps etc.
- *Have a go at making your own numberline. Challenge - can you start at different numbers? You may wish to use the optional sheet below or create your own.
- *Topmarks have some lovely games you may wish to play to help revise key maths topics -
<https://www.topmarks.co.uk/Search.aspx?Subject=16&AgeGroup=1>

Other

Watch the video -

<https://www.bbc.co.uk/programmes/p011l4gy>

Can you think of any other sea creatures?

- *Draw a picture of your favourite sea creature - you may want to search for some pictures using kiddle.com

Day 1



Reception

Good morning Reception! This week we are starting our new topic of Beside the Seaside. Complete a day of home learning for everyday you are not in school with me. Remember to keep me updated with your hard work. You can email us via the school email - reception@woodstone.leics.sch.uk
Miss Pickering ☺

Weekly Rainbow Challenges

Reception - these are just like the rainbow challenges we would do in our classroom. You have 5 days to try and complete these extra challenges.

Literacy

- *Practise Phonics sound cards and tricky word trucks.
- *Listen to your child read.
- *Have a go at today's daily phonics lesson (10.00am)-
https://www.youtube.com/channel/UCP_FbjYUP_UtIdV2K_-niWw/videos?disable_polymer=1
- *Watch the read aloud story of Superworm -
<https://www.youtube.com/watch?v=4pZwNie69n8>
- *Write a sentence and draw a picture about your favourite thing Superworm turned himself into.

Where is the crab?

See if you can search the picture for the hidden crab.



Starting with a Story



Starting With a Story



Mathematics

- *Practise counting up from 0 to 20 and back down from 20 to 0.
- *Practise your knowledge of doubles - ask your child to show you double 1, 2, 3, 4 and 5 using their fingers.
- *Make a selection of your own worms - you could use spaghetti, sticks, string, etc.
- *Try measuring them with non-standard units of measurements, e.g. cubes, lego.
- *Challenge- try measuring with a ruler.

Day 2

Reception

Good morning Reception! This week we are starting our new topic of Beside the Seaside. Complete a day of home learning for everyday you are not in school with me. Remember to keep me updated with your hard work. You can email us via the school email - reception@woodstone.leics.sch.uk
Miss Pickering ☺

Literacy

- *Practise Phonics sound cards and tricky word trucks.
- *Listen to your child read.
- *Have a go at today's daily phonics lesson (10.00am)-
https://www.youtube.com/channel/UCP_FbjYUP_UtIdV2K_niWw/videos?disable_polymer=1
- *Recap yesterday's story of Superworm - think of a different animal, what superpower would you give it and why?
- *Can you draw a picture and label it?



Other

Can you watch this Under the Sea video -

<https://www.bbc.co.uk/cbeebies/watch/magic-door-under-the-sea>

See if you can join in with the dancing.

*Draw or paint an under the sea picture - what sea creatures will be in your picture?



Weekly Rainbow Challenges

Reception - these are just like the rainbow challenges we would do in our classroom. You have 5 days to try and complete these extra challenges.

Where is the crab?

See if you can search the picture for the hidden crab.



Mathematics

- *Practise counting up from 0 to 20 and back down from 20 to 0.
- *Practise counting in 2s, 5s and 10s - remember to use counters / lego / toys to support your child if needed.
- *Can you practice your addition skills? Below you will find cards with sea creatures on - cut them up and ask a grown up to hide them around your house or garden. Your challenge is to find all the cards and make the number sentences using each sea creature (see sheet below)
- *Challenge - see if you can make some of your own number sentences.

Other

Superworm art!

Have a go at creating some string art (Talking together instructions below)



Day 3

Reception

Good morning Reception! This week we are starting our new topic of Beside the Seaside. Complete a day of home learning for everyday you are not in school with me. Remember to keep me updated with your hard work. You can email us via the school email - reception@woodstone.leics.sch.uk

Miss Pickering 😊

Weekly Rainbow Challenges

Reception - these are just like the rainbow challenges we would do in our classroom. You have 5 days to try and complete these extra challenges.

Literacy

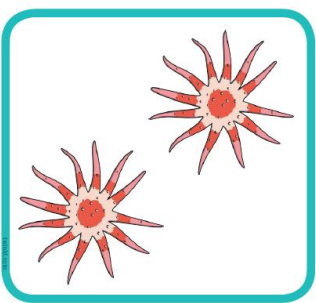




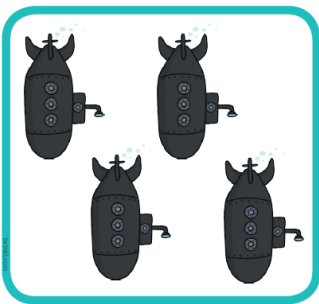

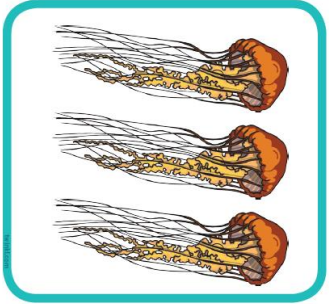







- *Practise Phonics sound cards and tricky word trucks.
- *Listen to your child read.
- *Have a go at today's daily phonics lesson (10.00am)-
https://www.youtube.com/channel/UCP_FbjYUP_UtldV2K_niWw/videos?disable_polymer=1
- * Read the story again - how many rhyming words can you spot?
- ***Challenge** - can you write a list of them.

Where is the crab?

See if you can search the picture for the hidden crab.





Under the Sea Addition to 10

Treasure Hunt

Can you find all the hidden pictures? You will need to find two cards with each picture on them.

How many
pictures on the
first card?


How many
pictures on the
second card?

How many
altogether?



+

=



+

=



+

=



+

=



+

=



+

=



+

=



+

=



Talking Together

Spoiler alert... we will not use real worms!

You will need:

Paper, paint in different colours and some string/wool.

Fold your paper in half to see the middle line.

Open it back up.

Cut your lengths of string to different lengths - making sure there is enough for you to keep hold of it when inbetween the paper.

Take a piece of string, dunk it in the paint leaving an end free of paint to hold on to.



Talking Together

Superworm is
super-long. Superworm is
super-strong. Watch him
wiggle see him squirm.
Hip Hip Horray for
Superworm!

Next lay the paint covered string on one side of the folded paper in any pattern, leaving the clean end of the string out.

Then fold the paper back together and put your hand on the paper so you can feel the string through the paper and begin pulling the string out moving it around the edges of the paper.

(Remember to join in with the Superworm chant!)

It's really fun to have more than one string with different colours. Pull the strings out and open up the paper and ta da! A super creation!

Day 4

Mathematics

*Practise counting up from 0 to 20 and back down from 20 to 0.

*

* Listen to the story of 'The Snail and the Whale' -

<https://www.bbc.co.uk/iplayer/episode/m000cslw/the-snail-and-the-whale>

*Can you work on your addition skills and tell us a first, then and now story (see below)

Reception

Good morning Reception! This week we are starting our new topic of Beside the Seaside. Complete a day of home learning for everyday you are not in school with me. Remember to keep me updated with your hard work. You can email us via the school email - reception@woodstone.leics.sch.uk

Miss Pickering 😊

Literacy

*Practise Phonics sound cards and tricky word trucks.

*Listen to your child read.

*Have a go at today's daily phonics lesson (10.00am)-

https://www.youtube.com/channel/UCP_FbjYUP_UtIdV2K_-niWw/videos?disable_polymer=1

*After watching the story of The Snail and the Whale - can you write a sentence and draw a picture about your favourite part of the story?

Other

I can create an under the sea model.



Weekly Rainbow Challenges



Reception - these are just like the rainbow challenges we would do in our classroom. You have 5 days to try and complete these extra challenges.

Where is the crab?

See if you can search the picture for the hidden crab.





Talking Together

How many snails?
First we have 1 snail
here
on the whale!
Then 1 more comes?
Now we have?



Talking Together

Living on the rock.



First we have how
many snails?

Then 1 more comes,
now how many would
there be?



Talking Together

How many snails on the
rock?
Then if we had 2 more, how
many would there be now?



Talking Together

How many sharks?
First we have?
Then 3 more join them.
How many
sharks now?



Talking Together

We have how many penguins?
 If we add 2 more,
 how many do we have now?
 First we had? 2 more came.
 Now we have?



Talking Together

We have how many snails?
 If we add 3 more,
 how many do we have now?
 First we had?
 Then 3 more came.
 Now we have?

Mathematics

- *Practise counting up from 0 to 20 and back down from 20 to 0.
- *Recap different coins - 1p, 2p, 5p, 10p, 20p, 50p, £1, £2. Encourage your child to shape, colour and size of each coin.
- *Have a go at paying for ice creams using the different coins.
- *See if you can have a go at the challenge (see sheet below)

Day 5

Reception

Good morning Reception! This week we are starting our new topic of Beside the Seaside. Complete a day of home learning for everyday you are not in school with me. Remember to keep me updated with your hard work. You can email us via the school email - reception@woodstone.leics.sch.uk
Miss Pickering 😊

Literacy

- *Practise Phonics sound cards and tricky word trucks.
- *Listen to your child read.
- *Have a go at today's daily phonics lesson (10.00am)-
https://www.youtube.com/channel/UCP_FbjYUP_UtIdV2K_niWw/videos?disable_polymer=1
- *I can have a go at writing sentences about an under the sea picture (see sheet below).
- *Challenge - see if you can have a go at writing a sentence completely independently.

Other

Have a go at making your own rock pool- see if you can make some creatures to go inside your rock pool.



Weekly Rainbow Challenges

Reception - these are just like the rainbow challenges we would do in our classroom. You have 5 days to try and complete these extra challenges.

Where is the crab?

See if you can search the picture for the hidden crab.




Paying for Ice Cream


Can you use your coin cut-outs to make the amounts shown?




5p




6p



8p



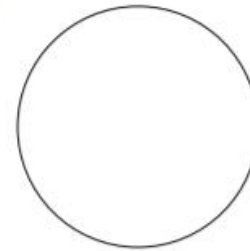
10p




Challenge




6p




7p



10p




12p



Under the Sea

I can write sentences about the under the sea picture.



sound it out



finger spaces



full stop

Mathematics

- *Practise counting up from 0 to 20 and back down from 20 to 0.
- * Using a numberline ask your children to find one more / less than a number.
- * Have a go at carefully counting and recording the different creatures in the rock pool.
- *Have a go at creating your own picture - ask someone at home to have a go at and see if they can carefully them all. Don't forget to check to see if they have got it right.

Other

- Can you make your own edible snails?
(see instructions below)
- *Challenge - can you make up your own number sentences as you eat your snails.
- E.g. I had 6 snails to start with and I ate one so $6-1=5$

Day 6

Reception

Good morning Reception! This week we are starting our new topic of Beside the Seaside. Complete a day of home learning for everyday you are not in school with me.

Remember to keep me updated with your hard work. You can email us via the school email -
reception@woodstone.leics.sch.uk
Miss Pickering ☺

Weekly Rainbow Challenges

Reception - these are just like the rainbow challenges we would do in our classroom. You have 5 days to try and complete these extra challenges.

Literacy

- *Practise Phonics sound cards and tricky word trucks.
- *Listen to your child read.
- *Have a go at today's daily phonics lesson (10.00am)-
https://www.youtube.com/channel/UCP_FbjYUP_UtldV2K_-niWw/videos?disable_polymer=1
- * Use the phoneme frame worksheet. Children fill in the phoneme frames that relate to the pictures above. All words focus on two trigraphs **ear** and **air**. Remember each box only contains one sound but many contain more than one letter. E.g.

| | |
|---|-----|
| h | ear |
|---|-----|

Words: hear, hair, chair, fear, pair.


Encourage your child to think of one word and write a sentence using it. You can print this sheet out or show your child the pictures.



Where is the crab?

See if you can search the picture for the hidden crab.





What's in the Rock Pool?

Count how many of the following there are in the rock pool:



crabs



starfish



jellyfish



limpets



yellow fish



blue fish

Phoneme Frames, ear and air



| | |
|--|--|
| | |
|--|--|



| | |
|--|--|
| | |
|--|--|



| | |
|--|--|
| | |
|--|--|



| | |
|--|--|
| | |
|--|--|



| | |
|--|--|
| | |
|--|--|

Starting with a Story

Reception



Talking Together

You will need:

Wraps, chocolate spread and a knife to spread and cut.

Spread your spread all over your wrap.

Roll up tightly.

Cut into slices

See the snail shells!

Have fun eating some subtraction snails!



Starting with a Story

Reception

Why not make up your own eating subtraction snails?

