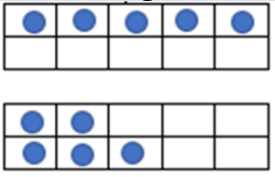


## Mathematics

\*Practise counting up from 0 to 20 and back down from 20 to 0.

\*Practise your number formation. If possible draw in a light colour (e.g. yellow) the numbers 1 to 5. One number on each line of your child's exercise book. Children can trace over the number and have a go at writing their own independently.

\*Using the tens frame and counters. Explore all the different ways you can make 5. E.g



You may want to record (draw) all the different ways you can show 5 using the worksheet (see below) Repeat this activity for different numbers to 10.

## Other

The Rainbow Fish gave away his most prized possessions. Can you draw a picture of your own most prized possession and write a sentence about why it is special.

Day 1



## Reception

Good morning Reception! This week we are continuing with our topic of Beside the Seaside. Complete a day of home learning for everyday you are not in school with me.

Remember to keep me updated with your hard work. You can email us via the school email -

[reception@woodstone.leics.sch.uk](mailto:reception@woodstone.leics.sch.uk)

Miss Pickering 😊

## Weekly Rainbow Challenges

Reception - these are just like the rainbow challenges we would do in our classroom. You have 5 days to try and complete these extra challenges.

## Literacy

\*Practise Phonics sound cards and tricky word trucks.

\*Listen to your child read.

\*Have a go at today's daily phonics lesson (10.00am)-

[https://www.youtube.com/channel/UCP\\_FbjYUP\\_UtldV2K\\_-](https://www.youtube.com/channel/UCP_FbjYUP_UtldV2K_-niWw/videos?disable_polymer=1)

[niWw/videos?disable\\_polymer=1](https://www.youtube.com/channel/UCP_FbjYUP_UtldV2K_-niWw/videos?disable_polymer=1)

\*Sing the alphabet. Point to different letters at random, can your child tell you the letter name? If they are unsure, encourage them to sing the song again to find out.

\*Have a go at describing the coral reefs and sea creatures you can see in the picture (see sheet below). Think about their bright colours and appearance. E.g. I can see a yellow fish. I can see a blue fish with stripes.

\*Remember, you should use your phonics to help you. You may see sentences spelt like:

I can see a yeloa fish, I can see a bloo fish with srighps.

## Where is the boat?

See if you can search the picture for the hidden boat.



I can explore different ways of showing a number on a tens frame.

How many different ways can you show 5?





How many different ways can you make the number \_\_\_\_\_?







### Coral Reefs

Have a go at describing the coral reefs and sea creatures you can see in the picture. Think about their bright colours and appearance.



sound it out



finger spaces




full stop



## Mathematics

- \*Practise counting up from 0 to 20 and back down from 20 to 0.
- \*Practise your number formation from 6 - 10.
- \*Have a go at carefully counting all the different colours on the rainbow fish. You may wish to cross them off as you count them so you don't count them twice.

See if you can make your own worksheet for someone in your house. Don't forget to mark their work once it is done!



## Day 2

### Reception

Good morning Reception! This week we are continuing with our topic of Beside the Seaside. Complete a day of home learning for everyday you are not in school with me.

Remember to keep me updated with your hard work. You can email us via the school email -

[reception@woodstone.leics.sch.uk](mailto:reception@woodstone.leics.sch.uk)

Miss Pickering 😊

## Literacy

- \*Practise Phonics sound cards and tricky word trucks.
- \*Listen to your child read.
- \*Have a go at today's daily phonics lesson (10.00am)-

[https://www.youtube.com/channel/UCP\\_FbjYUP\\_UtldV2K\\_-](https://www.youtube.com/channel/UCP_FbjYUP_UtldV2K_-niWw/videos?disable_polymer=1)

[niWw/videos?disable\\_polymer=1](https://www.youtube.com/channel/UCP_FbjYUP_UtldV2K_-niWw/videos?disable_polymer=1)

- \* Listen to the story of 'What the Ladybird Heard at the Seaside' - <https://www.youtube.com/watch?v=PvguZ1YvKLw>

\*Have a chat with someone at home- what was your favourite part of the story?

\*Can you write two sentences and draw a picture to show your favourite part of the story?

## Other

Find out about coral reefs.

- \*Look at this youtube video

<https://www.youtube.com/watch?v=61RzwbaSoeU>

Or, have a go at using Kiddle.

Write down a couple of sentences about what you have found or create a poster. I'm looking forward to seeing what you have learnt.

## Weekly Rainbow Challenges


Reception - these are just like the rainbow challenges we would do in our classroom. You have 5 days to try and complete these extra challenges.

### Where is the boat?

See if you can search the picture for the hidden boat.



## The Rainbow Fish Counting



How many **yellow** scales can you count?

How many **orange** scales can you count?


How many **green** scales can you count?

How many **pink** scales can you count?

How many **purple** scales can you count?



## The Rainbow Fish Counting



How many **yellow** scales can you count?

How many **orange** scales can you count?

How many **green** scales can you count?


How many **pink** scales can you count?

How many **purple** scales can you count?

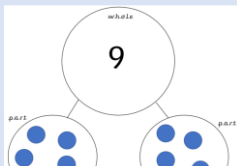
## Mathematics

\*Practise counting up from 0 to 20 and back down from 20 to 0.

\* Have a go at the I Spy number activity (see below). Carefully count the different sea creatures you can see. Have a go at adding the different sea creatures together.



\*Have a go at showing one of these addition number sentences using a part whole model. E.g. 5 counters would go in one part, 4 counters in the other and 9 in the whole.



## Other

Create your own coral reef picture - you could use paints, felt tip pens or pencil crayons.



## Day 3

## Reception

Good morning Reception! This week we are continuing with our topic of Beside the Seaside. Complete a day of home learning for everyday you are not in school with me.

Remember to keep me updated with your hard work. You can email us via the school email -

[reception@woodstone.leics.sch.uk](mailto:reception@woodstone.leics.sch.uk)

Miss Pickering 😊

## Weekly Rainbow Challenges

Reception - these are just like the rainbow challenges we would do in our classroom. You have 5 days to try and complete these extra challenges.

## Literacy

\*Practise Phonics sound cards and tricky word trucks.

\*Listen to your child read.

\*Have a go at today's daily phonics lesson (10.00am)-

[https://www.youtube.com/channel/UCP\\_FbjYUP\\_UtldV2K-niWw/videos?disable\\_polymer=1](https://www.youtube.com/channel/UCP_FbjYUP_UtldV2K-niWw/videos?disable_polymer=1)

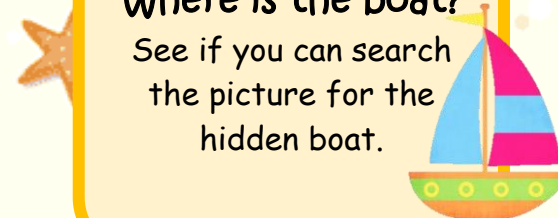
\* Sing the alphabet. Point to different letters at random, can your child tell you the letter name? If unsure encourage them to sing the song again to find out.

\*Have a go at labelling the seaside picture (see below). Cut out the words and stick them in the correct place on the picture. Try and sound out each word, using your phonics.



\*Challenge - choose one label and put it into a sentence. E.g. The kite was flying in the sky.

## Where is the boat?

See if you can search the picture for the hidden boat.



# Seaside Labelling





## Seaside Labelling

Cut out the words and stick them in the correct place on the picture.

frisbee

beach huts

kite

sea

pebbles

lighthouse

wind break

shells

deckchair

boat

lifeboat

sun

lifeguard

bucket and  
spade

sand

seagull

pier and  
wheel


waves

sandcastle

rock pool

# Under the Sea

## I Spy and Add to 20



# Under the Sea I Spy and Add to 20

Count the number of each type of sea creature needed in the addition number sentence. Write the numbers in the boxes to create and then solve an addition number sentence.




+



=




+




=



+




=



+



=



+



=